

**To arrange a viewing contact us
today on 01268 777400**



Ness Road, Southend-On-Sea Guide price £200,000

- **Two spacious double bedrooms**
- **Open-plan lounge/diner**
- **Juliet balcony off the main bedroom**
- **Allocated parking space**
- **Central heating and double glazing throughout**
- **Convenient location near Gunners Park, seafront, and Shoeburyness station with links to London Fenchurch Street**
- **Long lease remaining**
- **No Onward Chain**

www.aspireestateagents.co.uk

GUIDE PRICE £200,000 - £225,000 - Aspire are pleased to present this well-appointed first-floor apartment, offering two double bedrooms, an open-plan living space and allocated parking. Situated close to Gunners Park, the seafront, and Shoeburyness mainline station with direct links to London Fenchurch Street, this modern home is ideal for first-time buyers, downsizers or investors alike

Property Details

Aspire are delighted to bring to the market this spacious first-floor apartment, offering two double bedrooms and an allocated parking space.

The accommodation comprises an open-plan lounge/diner, two generous double bedrooms, a modern fitted kitchen and a stylish three-piece bathroom. Further benefits include double glazing and gas central heating.

The property is ideally located within close proximity to local shops, amenities and Gunners Park, and is also within easy reach of the seafront, Asda Retail Park, and Shoeburyness mainline railway station, offering direct services to London Fenchurch Street. Excellent local road links are also nearby.

Don't miss your chance to make this delightful property your new home – contact us today to arrange a viewing.

Accommodation:

Communal Entrance:

Security entry system. Stairs leading to the first floor.

Entrance Hall

Lounge/Diner – 20'0 x 11'3:

Double glazed windows to rear and side aspects. Radiator.

Bedroom One – 12'8 x 9'6:

Double doors opening to a Juliet balcony. Radiator.

Bedroom Two – 10'2 x 9'8:

Double glazed window to rear.

Kitchen – 9'9 x 6'5:

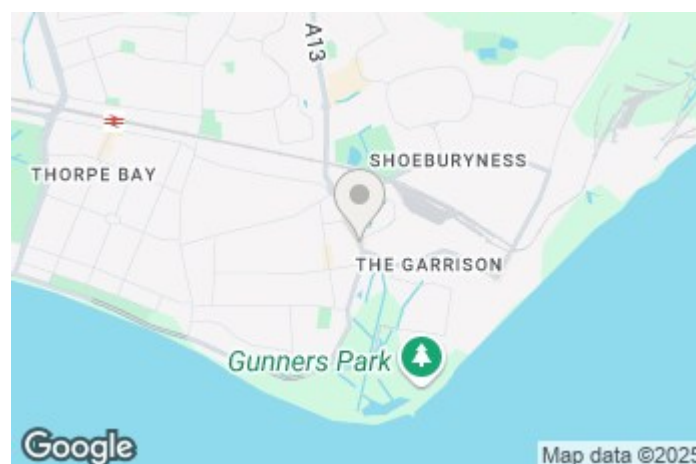
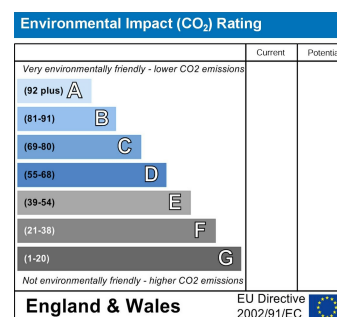
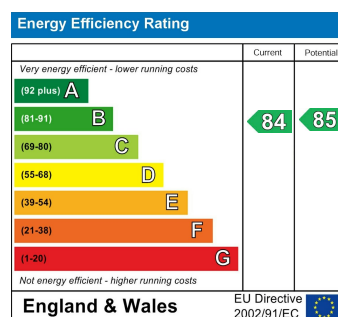
Fitted with a range of work surfaces with base and eye-level units. Inset stainless steel sink unit. Electric hob with oven

below and extractor hood above. Integrated washer/dryer, fridge/freezer and microwave which would all remain. Tiled surrounds.

Bathroom – 6'1 x 6'4:

Modern white three-piece suite comprising panelled bath with shower and glass screen, wash hand basin set in vanity unit, and low-level WC. Part tiled walls.

Secure Parking



Under the Property Misdescriptions Act 1991 we make every effort to ensure our sales details are accurate but they are a general outline and do not constitute any part of an offer or contract. Any services, equipment and fittings have not been tested and no warranty can be given as to their condition. We strongly recommend that all the information provided be verified by your advisors and in particular, measurements required for a specific purpose such as fitted furniture or carpets. Please tell us if you have any problems and members of our branches will help either over the phone or in person. A copy of our complaints procedure is available on request. The details are issued on the strict understanding that any negotiations in respect of the property named herein are conducted through Aspire Estate Agents.